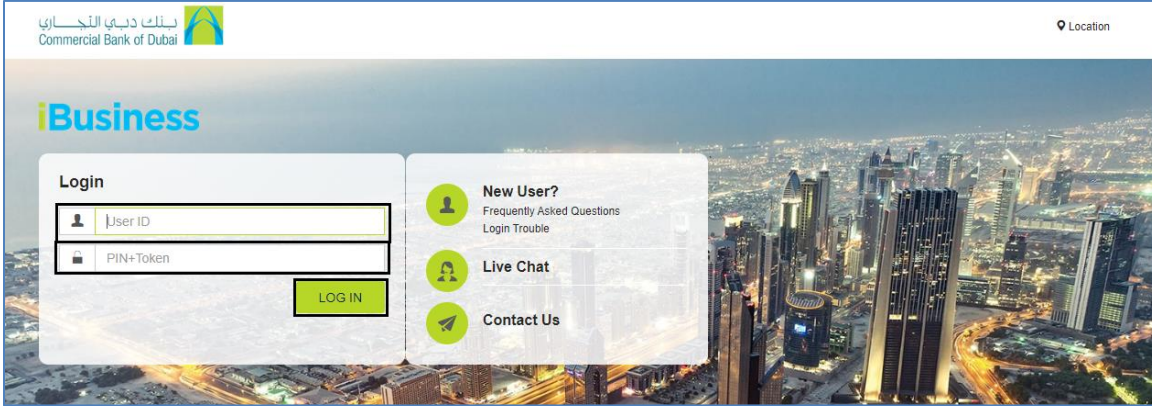
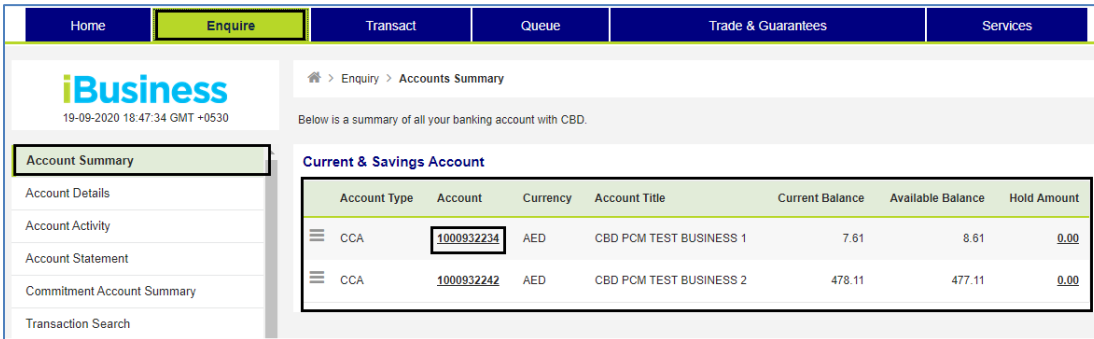


HOW TO GET ACCOUNT AND TRANSACTION DETAILS

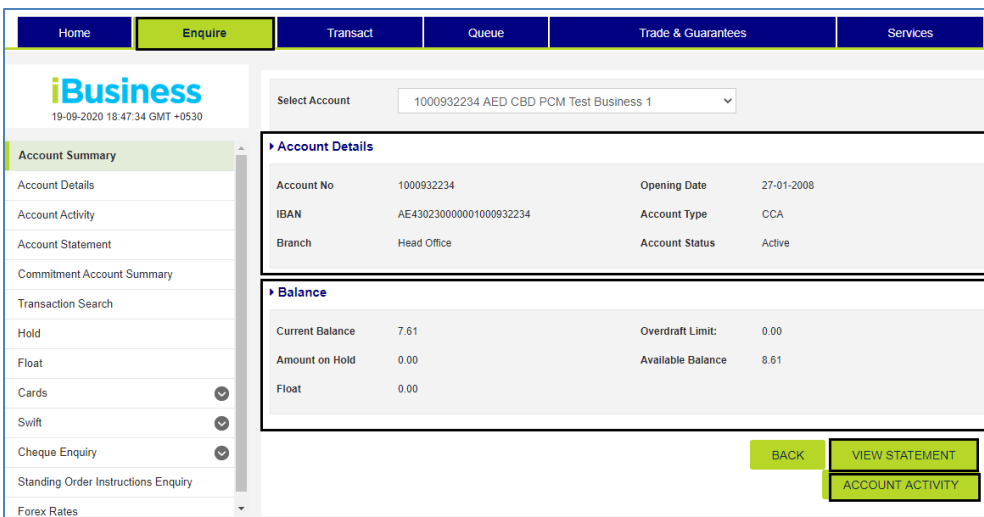
- 1- Open the website: <https://www.cbd.ae/iBusiness/channel.jsp>
- 2- Enter Your User ID and enter the PIN(4 digits) + TOKEN (6 digits number displayed on the user device)
- 3- Click on **Log In** Button



- 4- Click on **ENQUIRE** Tab at the top bar. Click on Account Summary option on the left side and select the Account that you need details



- 5- The Account details and Balance information will be displayed.



6- Scroll down and click on **ACCOUNT ACTIVITY** in order to get the **Current Month Statement**

7- Click on **VIEW STATEMENT** option to get the **Previous Month Statement (statements are available for the last 2 years)**